


**IMPACT OF NB/IFDC/PSALTRY CASSAVA PARTNERSHIP ON SMALLHOLDER FARMERS**


### Outline

- Partnership Agreement
- Farming Process
- Farmer's Composition
- Conversion Process
- Impact




### Partnership Agreement

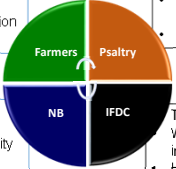
- To optimize cassava value chain
- Improve agribusiness for Nigerian smallholder farmers




Signed 16<sup>th</sup> February 2015



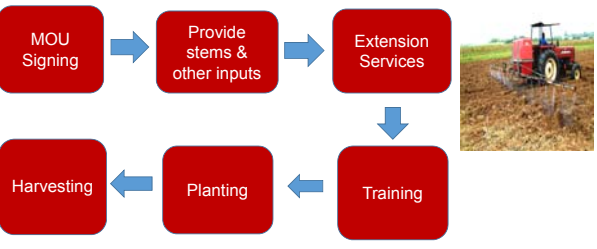

### Responsibility Of Players



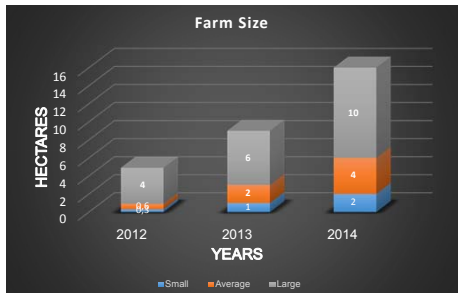
- Supply cassava roots to PIL
- Expand farms for mechanization
- Work with PIL and IFDC to develop farmers' organization
- Increase factory capacity to 50mt/day
- Training local farmers
- Facilitate access to improved crop variety
- Buy back for agro-processing
- Supports 60% local sourcing agenda
- Guarantee supply of high quality cassava starch
- Provide training on quality to PIL
- Guarantee off-take volumes for 3 years
- Invest in syrup plants.
- Train extension officers
- Work with the farmers to increase yield
- Help farmers reduce cost
- Broker linkages among value chain
- Facilitate coordination



### Cassava Farming Process





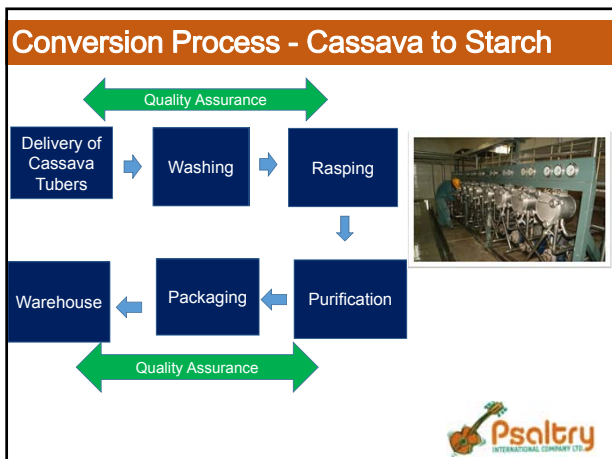
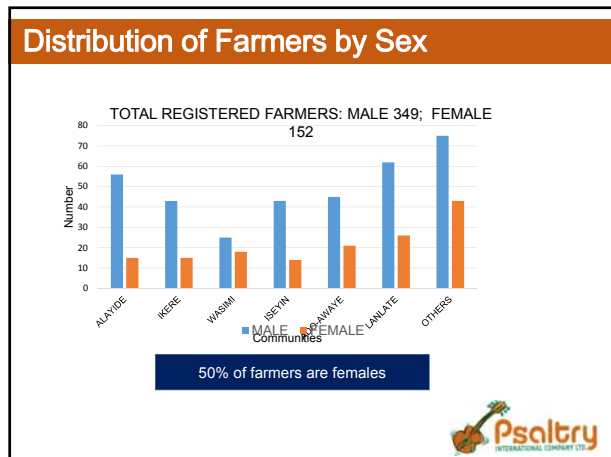
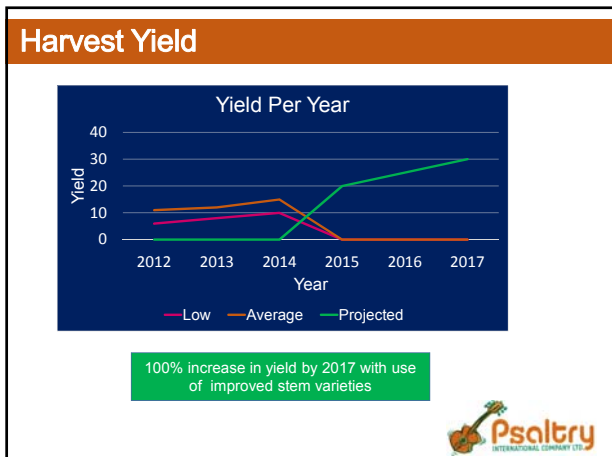
### Growth in Farm size



Year	Small	Average	Large
2012	0.5	2	4
2013	1	2	6
2014	2	4	10

150% growth in size of large farms over 3 years





### Factory Capacity & Expansion Plans

- 2 lines that produces 600 mt/month and 900 mt/month respectively
- Factory expansion ongoing

### Impact on Farmers

- Increase in net income of farmers by 10-20%
- 10-20% increase in yield due to improved variety
- Increase in women and youths involvement of 20 - 30% the last 2 years
- Increase in business activities of SMEs by 40%
- Positive impact on girl child education
- Improved water and health sanitation for locals

### Farmer's Profit & Loss Statement

NO OF ACRES	YIELD/MT	COST OF PRODUCTION (\$)	GROSS PROFIT (\$)	NET PROFIT (\$)
1	15	480	675	195
2	30	960	1350	390
10	150	4800	6750	1950

