

TKI SMP 150211 Professionalization of the Aquaculture Industry in Ghana and Nigeria

15 December 2015
E. Rurangwa, Wageningen UR, The Netherlands

WAGENINGEN UR
Per quality of life

Fish production and demand in West Africa

2013 (FAO, 2014)

Country	2013 Production (Tonnes)	2014 Production (Tonnes)
Nigeria	~250,000	~250,000
Ghana	~100,000	~100,000
Ivory Coast	~50,000	~50,000
Senegal	~20,000	~20,000
Benin	~10,000	~10,000
Guinea	~5,000	~5,000
Niger	~2,000	~2,000
Burkina Faso	~1,000	~1,000
Sierra Leone	~500	~500
Gambia	~200	~200
Liberia	~100	~100
Togo	~50	~50
Cape Vert	~20	~20
Guinea Bissau	~10	~10

ECOWAS (2014)
Population: 335 Million
GDP: USD 1322 billion

NIGERIA
Population: 180 Million (Lagos: 20 Million)
GDP: USD 1049 billion

Annual Fish Demand: 2.66×10^6 Tons
Domestic Production: 0.80×10^6 Tons
Aquaculture Production: 0.20×10^6 Tons
Frozen Imports: 0.80×10^6 Tons
Supply Deficit: 1.06×10^6 Tons

WAGENINGEN UR
Per quality of life

SMP 2015 Focus and Consortium

- Focus:
 - Ghana and Nigeria
 - Development of Commercial Tilapia Cage Farming
- Consortium partnership
 - De Heus Koudijs
 - Til Aqua International
 - Aquaculture Experience
 - CSIR - WRI
 - Wageningen UR (IMARES, CDI, LEI)
 - [IDH],...

WAGENINGEN UR
Per quality of life

SMP 2015 Objectives

- identify current and desired situation with respect to:
 - bottlenecks and opportunities in
 - knowledge, skills & technology in Tilapia production
- develop a benchmark to analyse the production efficiency of tilapia cage farms
- develop a PPP 2016
 - research agenda to tackle the bottlenecks and realise the opportunities
 - ToT curriculum for local government and industry

WAGENINGEN UR
Per quality of life

SMP 2015 Methodology

- Field interviews of stakeholders
 - farm managers/owners/staff
 - farmers organizations
 - researchers/academics
 - policy makers/officers
- Workshop of stakeholders representatives
 - discussion of findings
 - prioritization of needs

WAGENINGEN UR
Per quality of life

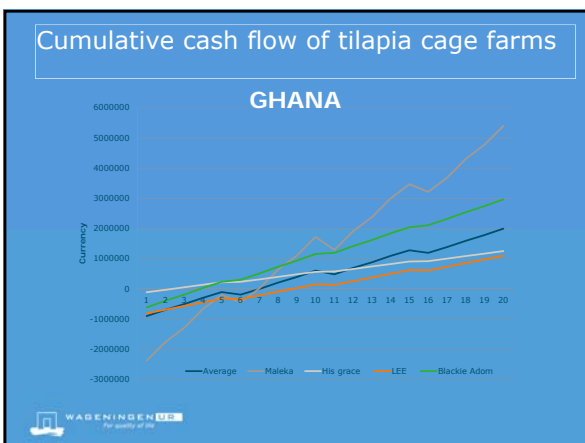
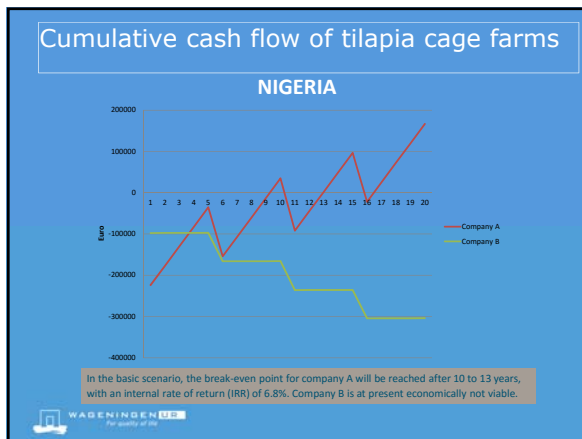
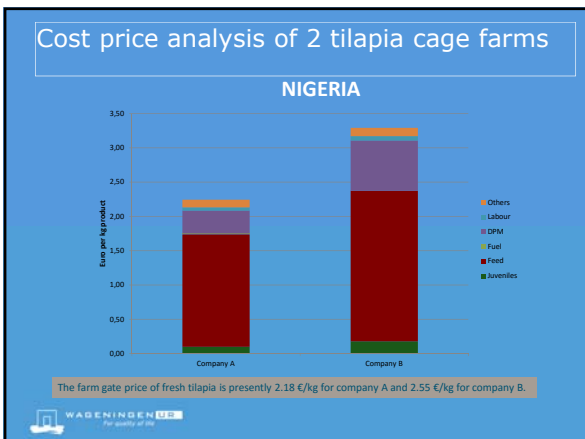
Cost price analysis of 4 tilapia cage farms

GHANA

Category	Average	Maleka	His Grace Company	LEE	Blackie Adom
Juveniles	~1.0	~1.0	~1.0	~1.0	~1.0
Feed	~1.5	~1.5	~1.5	~1.5	~1.5
Fuel	~0.5	~0.5	~0.5	~0.5	~0.5
Electricity	~0.5	~0.5	~0.5	~0.5	~0.5
DPM	~0.5	~0.5	~0.5	~0.5	~0.5
Labour	~0.5	~0.5	~0.5	~0.5	~0.5
Others	~0.5	~0.5	~0.5	~0.5	~0.5
Farm gate price	~7.0	~7.5	~6.5	~6.0	~7.0

1€=2.96 GHC (12/2013)

WAGENINGEN UR
Per quality of life



SMP 2015 Bottlenecks and Opportunities

- B2B
 - Feeds
 - Seeds
 - Knowledge
-[country specific]....

WAGeningen UR
For quality of life

SMP 2015 Bottlenecks and Opportunities

- K2K
 - Training
 - Research

WAGeningen UR
For quality of life

SMP 2015 Workshop Outcomes TRAINING Priorities

- Tilapia production technologies
- Feeding and feed management
- Water quality management
- Farm data record & exploitation
- Specific to Nigeria: LVHD cages

WAGeningen UR
For quality of life

SMP 2015 Workshop Outcomes RESEARCH Priorities

- Tilapia broodstock biotechnology
- Feed: Alternatives to fish meals
- Tilapia markets
- Sustainability: Environmental impacts of cage farming
Fish Health Management



Thank you

